

PGT® PIPE GRIP TIES

NEW! PGTIC2 is an interior corner pipe grip tie.

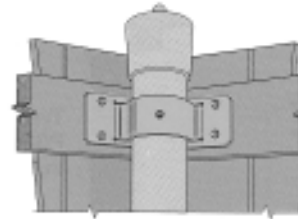
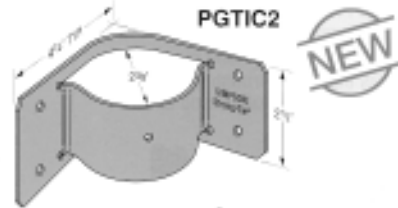
No more rotted and tailed fence posts! The PGT pipe grip tie handles corners, splices and uneven terrain, replacing wood posts.

The PGT1.5 is for 1½" pipe (1¾" outside diameter), and the PGT2 for 2" pipe (2¼" outside diameter).

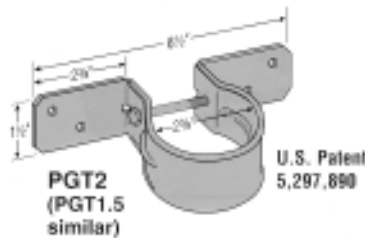
MATERIAL: 12 gauge. **FINISH:** Galvanized

INSTALLATION: • Use all specified fasteners. See General Notes.

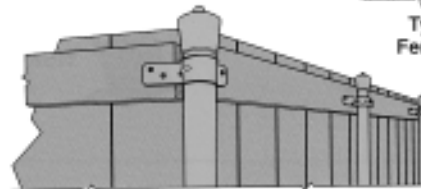
- Install on vertical pipes, offsetting corners to allow for the correct rail alignment.
- Use 3 to 4 PGTs per pipe; line up to stringline.
- Fasten PGT with ¼" hex head bolt (supplied).
- PGT attaches to rails with four SDS¼" wood screws. See page 8 for SDS screw information.
- ¼" lag bolts may be used. Follow the code requirements for predrilling.
- Nail fence boards to rails.



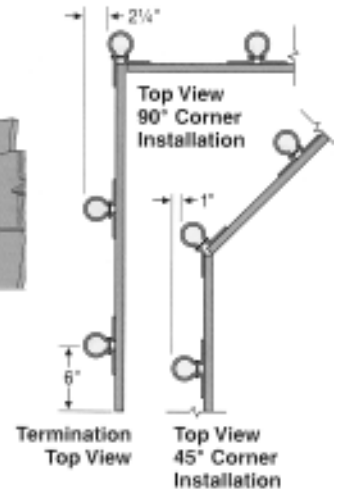
Typical PGTIC2 Fence Installation



PGT2 (PGT1.5 similar)



Typical PGT2 Fence Installation



Termination Top View

Top View 90° Corner Installation

Top View 45° Corner Installation

STEEL PRODUCTS

FB FENCE BRACKETS

The FB26 attaches standard 8 foot lengths of 2x6 wood rails to the center of 4x4 or larger posts to create a symmetrical fence design. The split rail design gives equal lateral strength to both sides of the fence.

Quick connections allow easier planning and building of porches, patios, fences, and louvers.

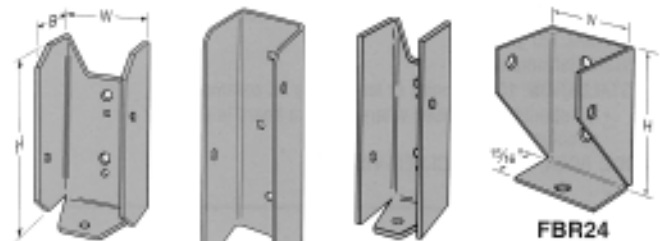
MATERIAL: See table. **FINISH:** Galvanized

INSTALLATION: • Holes are sized for 8dx1½", 8d commons or #6 wood screws into the supporting member. FBR24 and FBL24 are sized for 10dx1½".

- FB26 requires six SD8X1.25 screws.

Model No.	Ga	Member Size	Dimensions		
			W	H	B
FBL24	22	2x4	1¾"	2¾"	¾"
FB14	20	1x4	¾"	3¾"	¾"
FB16	20	1x6	¾"	5¾"	¾"
FB24	20	2x4	1¾"	3¾"	¾"
FB24R	20	2x4 RGH	2	3¾"	¾"
FBR24	18	2x4	1¾"	2¾"	1½"
FB26	18	2x6	1¾"	5	1½"

1. FB26 has an allowable load for F1 of 365 lbs.

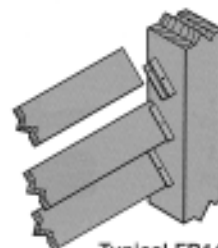


FB24 (FB24R Similar)

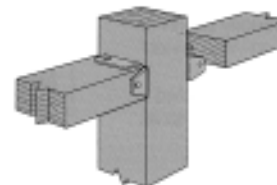
FB26

FB14 (FB16 Similar)

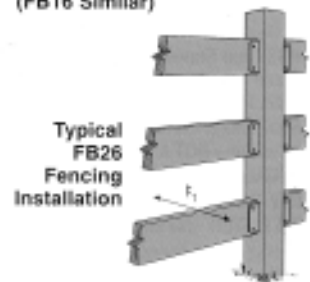
FBR24



Typical FB14 Louver Installation



Typical FB26 Fencing Installation



Typical FB26 Fencing Installation

FC FRAMING CLIPS

For fast, accurate framing. Three-dimensional nailing pattern results in high-strength joint values. Ideal for fence construction.

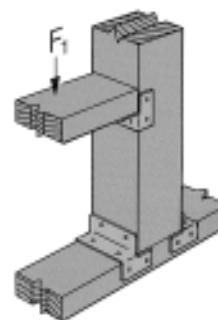
MATERIAL: 16 gauge. **FINISH:** Galvanized

INSTALLATION: Use all specified fasteners. See General Notes.

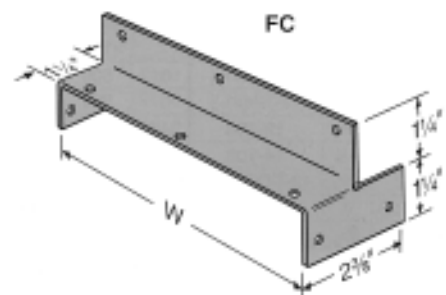
CODES: BOCA, ICBO, SBCI NER-413; Dade County, FL 97-0107.05; City of L.A. RR 25119.

Model No.	W	Fasteners	Avg Ullt	Allowable F ₁ Loads (100)
FC4	3¾"	8-16d	3107	800
FC6	5¾"	10-16d	3107	920

1. Loads may not be increased for short-term loading.
2. A 2½" minimum lumber thickness is required to achieve the full load.



Typical FC Load Installation



FC